

How to use this guide:

On the following pages, you will need to fill in the information as requested and shown in the example below. You will use 1 drawing or section for each window.

Please note: make sure to fill in all needed information. It is important to put the overall window width as well as listing if a top is needed or not. If you have any questions, feel free to call us at 574-773-4911 or send an email to gmiller@wooddesignrv.com.

Example Form

Overall width of window including the frame.

Check if a finished top is needed. If the cabinet goes up against the ceiling or a cabinet, it will not need a top.

Window Name
Drivers Side Slide Front Window
Notes
Light fixture is located 6" from window frame on left side.

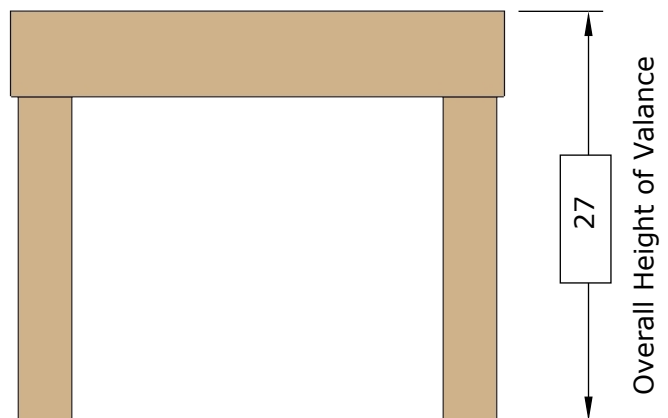
Inside width of existing valance

36

Window shade or blind width

38

Is Top Needed
yes no



Record any important notes and comments. List any possible obstructions to the valance location.

Valance Measurement Guide

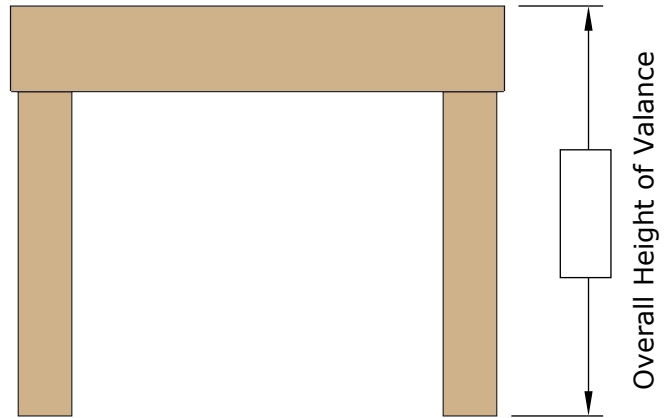
Window Name
Notes

Inside width of existing valance

Is Top Needed

yes no

Window shade or blind width



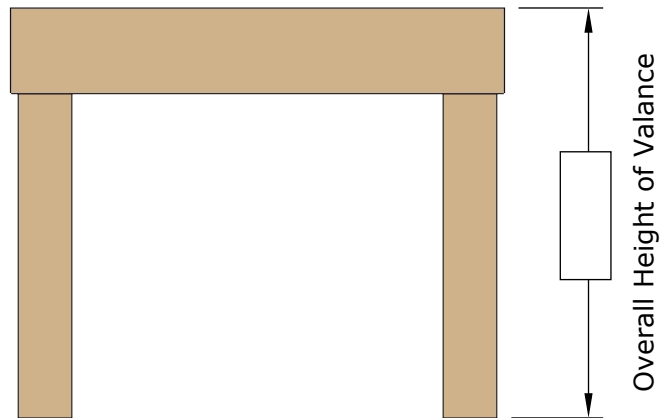
Window Name
Notes

Inside width of existing valance

Is Top Needed

yes no

Window shade or blind width



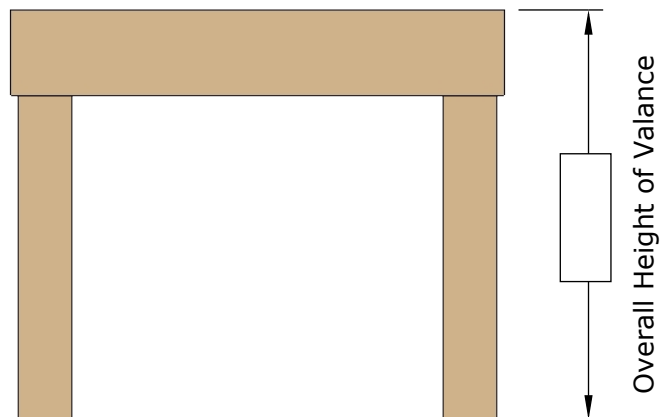
Window Name
Notes

Inside width of existing valance

Is Top Needed

yes no

Window shade or blind width



Valance Measurement Guide

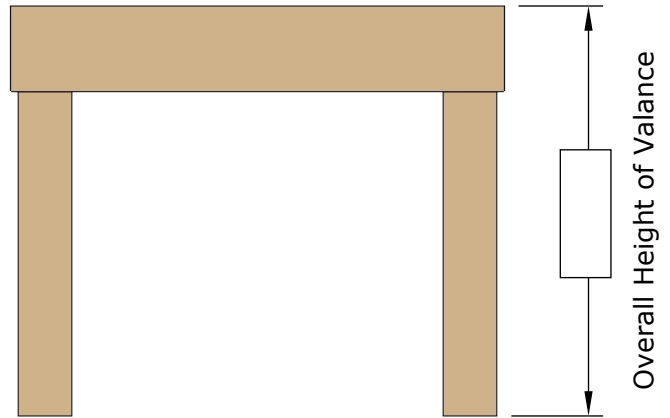
Window Name
Notes

Inside width of existing valance

Is Top Needed

yes no

Window shade or blind width



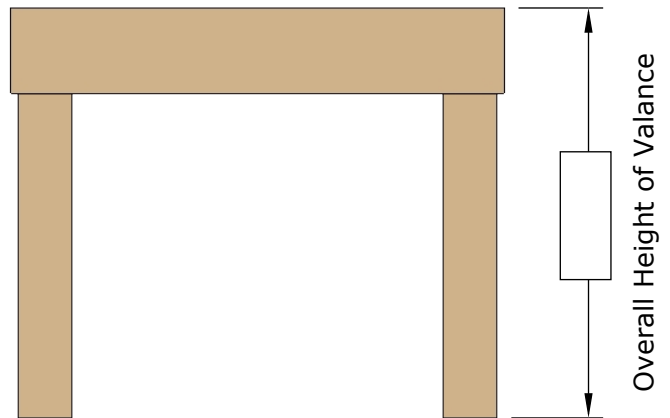
Window Name
Notes

Inside width of existing valance

Is Top Needed

yes no

Window shade or blind width



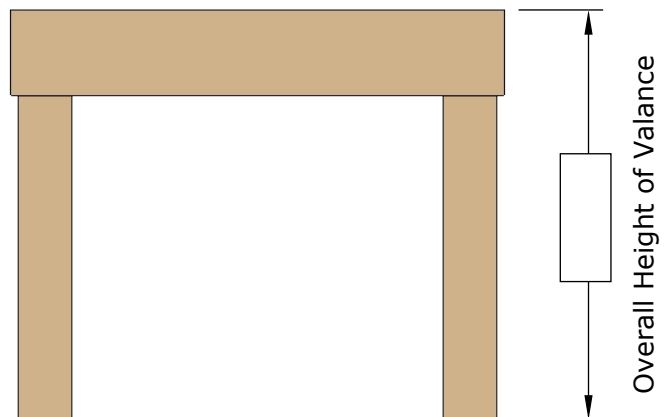
Window Name
Notes

Inside width of existing valance

Is Top Needed

yes no

Window shade or blind width



Valance Measurement Guide

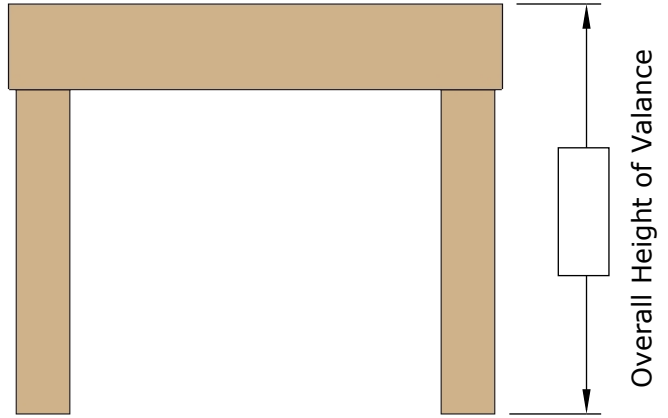
Window Name
Notes

Inside width of existing valance

Is Top Needed

yes no

Window shade or blind width



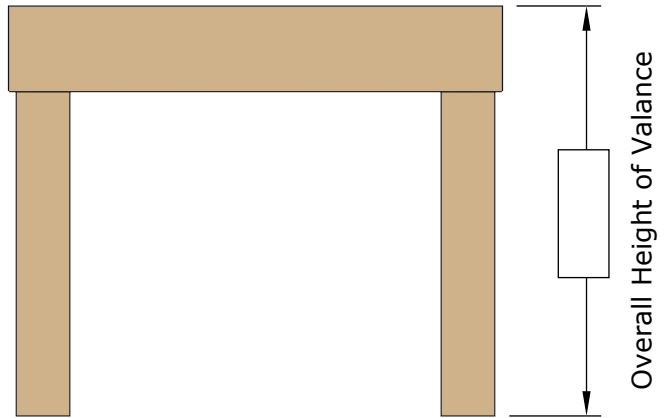
Window Name
Notes

Inside width of existing valance

Is Top Needed

yes no

Window shade or blind width



Window Name
Notes

Inside width of existing valance

Is Top Needed

yes no

Window shade or blind width

