



Executive Desk Order Guide

How to use this guide

Page 2: Executive Desk Layout

This page shows the typical layout for the Executive desk. It also lists where each feature of the desk is located. You can also see the reversed layout, which is the standard layout flipped horizontally. The bottom photo shows what a typical desk looks like when installed.

Page 3: Executive Desk Specifications

This page shows the dimensions of the standard desk, building material specifications, and feature location in the desk. It shows dimensions for the top view, so you can see the overall floor space it would take.

Page 4: Executive Desk Dimension Sheet

This page shows the dimensions needed from your space for us to determine the proper size and layout of your desk. You can list space dimensions, component dimensions, and other key measurements. Enter each dimension into the blue box in the appropriate field.

Page 5: Executive Desk Order/Quote Sheet

On this page you enter your contact and coach info. You can price out your desk on this page. The standard desk price is shown, then you can select options. Click each check box beside the options desired, then enter the option price on the appropriate right side line. The total will calculate at the bottom.

Page 6: Desk Standard Features and Options

This page shows photos of the standard features and options available. It also shows 2 different table types that are available. Note: freestanding table is only compatible with the Classic Desk. this is a different item.

Executive Desk Layout

Standard Layout

Laptop pullout tray	Legless Table	Drawer
		Drawer
2 doors with 2 adjustable pullout shelves	2 doors with 1 adjustable Shelf	File Drawer

Reversed Layout

Drawer	Legless Table	Laptop pullout tray
Drawer		
File Drawer	2 doors with 1 adjustable Shelf	2 doors with 2 adjustable pullout shelves

Photo (shown with optional table)



Executive Desk Specifications

Features


(find corresponding numbers on print below for location)

- ① 1 - Laptop pullout tray
- ② 2 - Adj. pullout shelves
- ③ 1 - Table Space
- ④ 1 - Adj. center shelf
- ⑤ 1 - Small drawer
- ⑥ 1 - Medium drawer
- ⑦ 1 - Letter size file drawer

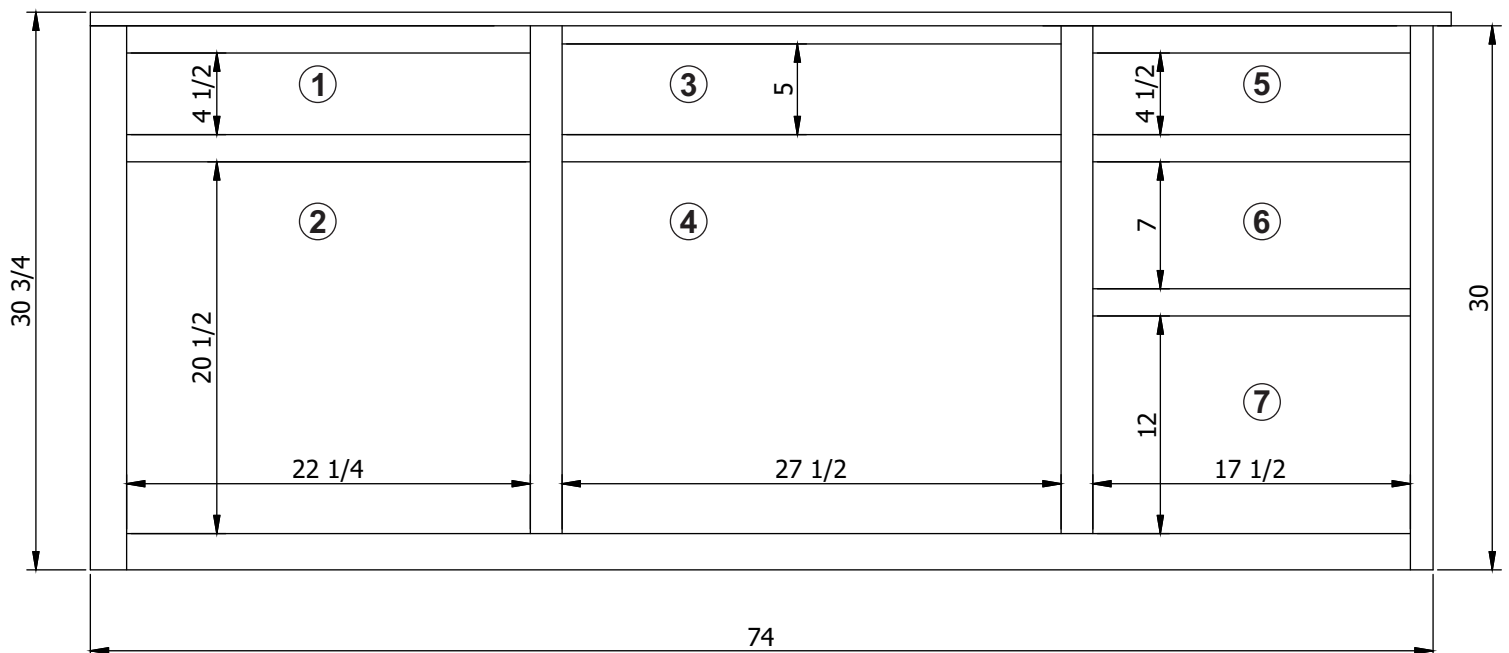
Specifications

- Solid hardwood face frame
- 3/4" hardwood plywood finished ends
- 1/2" drawer boxes
- Full extension ball bearing slides
- Hidden hinges
- High quality residential finish
- 3/4" Solid hardwood top
- Available in Red Oak, Cherry and Maple hardwood
- Available in 4 wood colors
- Door style will be matched as close as possible
- Cabinet hardware will be matched as close as possible

Standard Top Dimensions



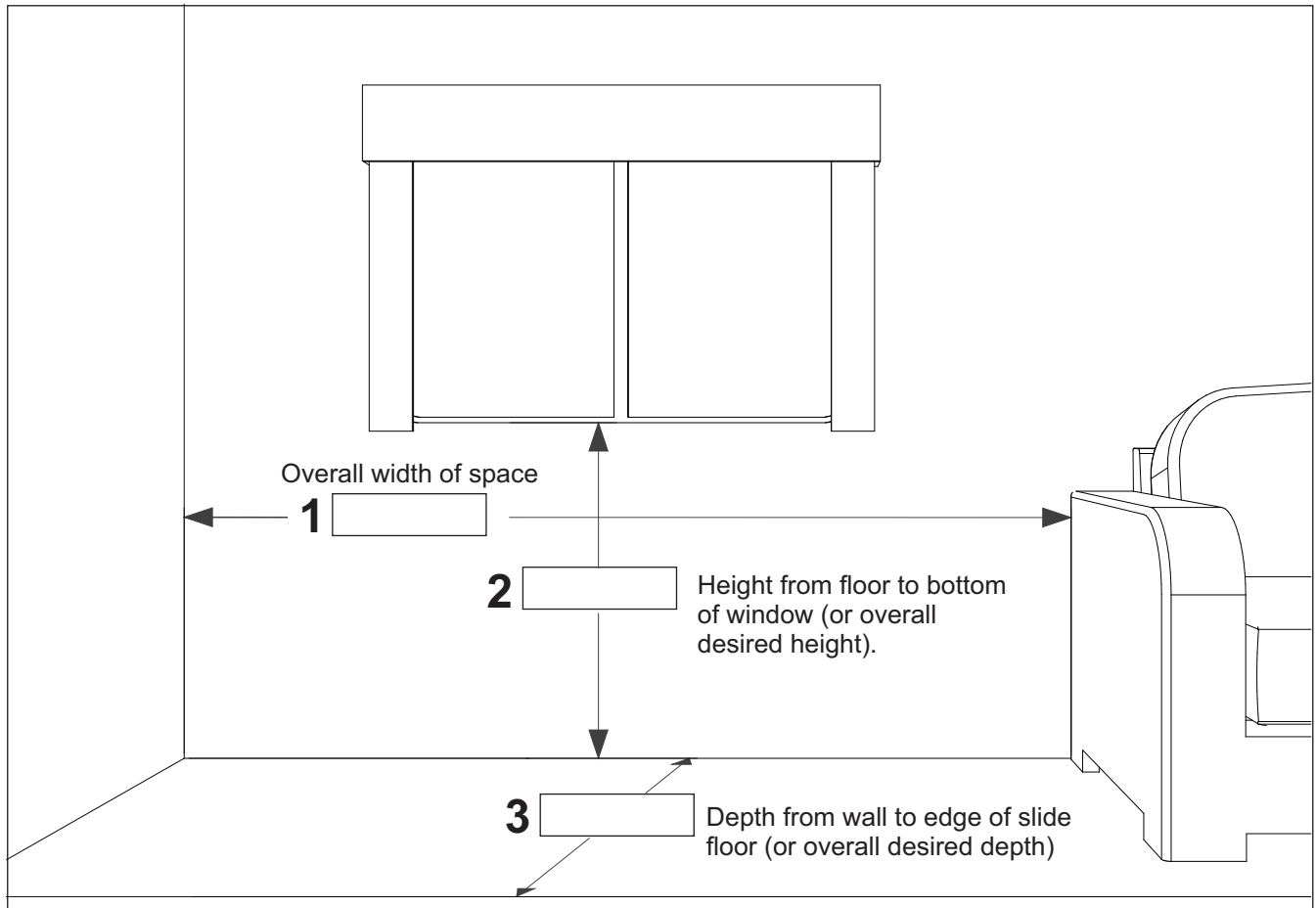
Standard Front Dimensions



Executive Desk Dimension Sheet

Step 1: Overall Space Dimensions

Enter the appropriate dimensions into the numbered boxes below



Step 2: Component Dimensions

List items that you will store in desk. List all dimensions W x H x D

Printer size	_____
Computer size	_____
Other Componets (list below)	
(Example) Subwoofer	11 x 20 x 12
_____	_____
_____	_____

Step 3: Door Opening

(this is to make sure the cabinet will fit through the door)

Entry door opening width _____

Executive Desk Order/Quote Sheet

Name _____ Phone # _____

Address _____ Email: _____

Coach Brand _____ Coach ID # _____ Desired Due Date _____

Coach Year _____ Coach Model _____

Step 1: Choose your layout

Standard
Reversed

Standard Executive Desk Red Oak 20" x 75" x 30-3/4" _____

Step 2: Choose your Options (see options page for details on options)

Switch laptop pullout tray to drawer.....70.00
Switch pullout shelf to pullout drawer.....70.00 per drawer
Switch file drawer to regular drawer.....Free
Switch drawers to laptop pullout tray.....Free.
Add grommets for wire access.....8.75 each
Switch file drawer from letter size to legal size.....Free
Change desk top from wood to Solid Surface.....650.00

Step 3: Choose your Customization

Adjust Length (+-5")15.00
Adjust Height (+-5")15.00
Adjust Depth (+-5")15.00

Step 4: Choose your wood species

Red Oak.....Standard
Maple.....100.00
Cherry.....150.00
Other Wood.....Varies

Step 5: Choose your wood color

Natural
Acorn
Coffee
Golden Honey
Onyx
Custom Match (physical sample will be needed).....75.00

Step 6: Shipping or Install

Ship.....Varies
Install.....400.00

Desk Standard Features and Options



Regular small drawer



Laptop pullout tray



Adjustable shelf



Regular medium drawer



Adjustable pullout drawer



Desk wire grommet



Letter size file drawer



Adjustable pullout shelves

Freestanding Table



Legless/Floating Table

